

Joseph feeds God's people

Genesis 37, 39-50

Jacob had twelve sons! Joseph, the second youngest, was a dreamer but he was also his dad's favourite! His older brothers were jealous and sold him into slavery in Egypt. His fortunes there were mixed: he was sold as a slave, and then he rose to run the household of the Captain of the Guard, then after being accused of a crime he didn't do he was thrown into prison, where he gained responsibility and became assistant to the prison warder, from there he was eventually called before Pharaoh and commanded to interpret Pharaoh's dreams, which he did by saying that after seven years of good harvest Egypt and all the nearby countries would suffer a terrible famine. Joseph was appointed as Pharaoh's second-in-command and given the job of making sure that Egypt had enough food to see them through the famine.

The famine affected Jacob and his family in Canaan and he sent his sons to buy food in Egypt, where they met the man in charge of selling the grain! Twenty years had passed and they did not recognise Joseph, but he recognised them! More adventures happen, but eventually he tells them who he is, and explains how everything that happened was in God's will and that because of what they had done to him he could save his family – God's people.

This is the YouTube playlist of various scenes from the film Joseph King of Dreams:

<https://www.youtube.com/playlist?list=PLZbXA4lyCtqpQFNIVTIfp9JvDmLJLt4vj>

Watch some of these clips or if you have access to it watch the whole film.

Or watch the Superbook version here:

https://www.youtube.com/watch?v=1VENAMlch84&list=PL0zvCDP_0LjCpNejEZmCRhf5sG8heMtS2&index=15

(This is the full playlist of all the Bible stories that Superbook does:

https://www.youtube.com/playlist?list=PL0zvCDP_0LjCpNejEZmCRhf5sG8heMtS2)

Or watch clips from Joseph and his Amazing Technicolour Dreamcoat:

<https://www.youtube.com/playlist?list=PL0Cv84OTeDd709EesP-paOfeGLaUPTg50>



1. Our seventh decoration for the Jesse Tree

Make an Amazing Technicolour Dreamcoat! If you've got some multicoloured material use that or get some white material (a real handkerchief?) and colour it. If you can't get material use paper. Or decorate it with beads or ribbon.

Using the pattern on the next page cut it out. Put the right sides of the material together, then sew along the sides of the coat and along the bottom of the sleeves. Turn the coat the right way round.

(If you really can't sew glue the coat's sides together – or staple them!)

Hang the coat on the Jesse Tree. If you're feeling crafty make a coathanger from some paper clips!

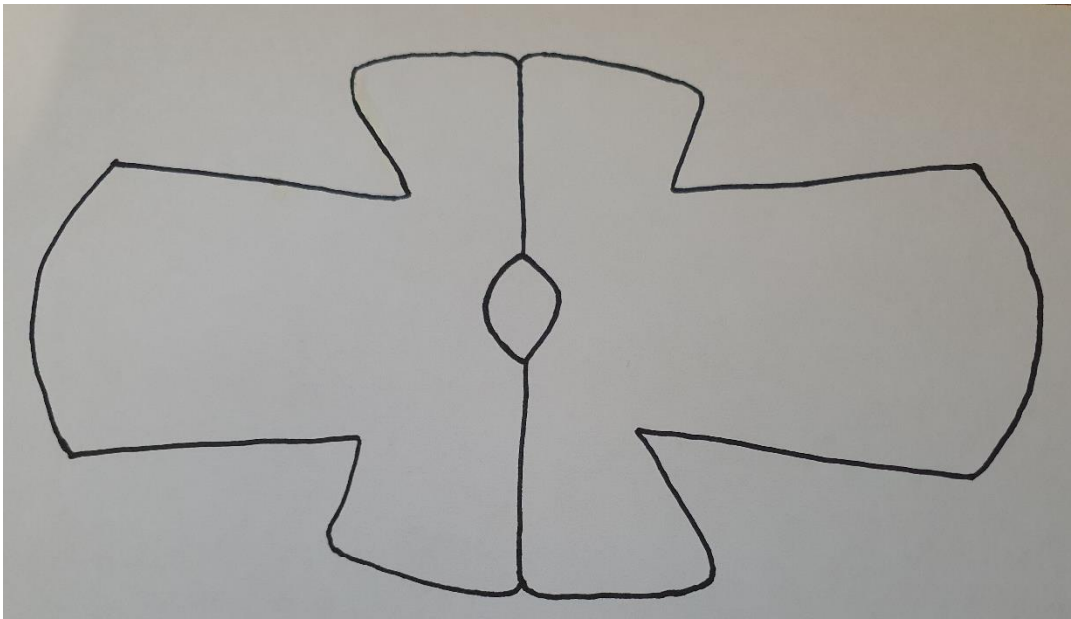
2. Joseph quiz

Answer the questions about Joseph's life. You may need to search the chapters in the Bible about Joseph's (see top of the page), or read the story in a children's Bible, or watch the videos. As you answer the questions remember how despite everything God was in control of Joseph's life.

Read Genesis 50:20

You intended to harm me, but God intended it for good to accomplish what is now being done, the saving of many lives.

Remember God has a plan for your life.



Joseph Quiz

1. Who was Joseph's father?
2. How many brothers did Joseph have?
3. When they saw him coming what did his brothers call him?
4. Which brother did not want to kill him?
5. Where was Joseph taken?
6. Who bought Joseph?
7. What position did Joseph have in Potiphar's house? (KJV)
8. Potiphar's lied about Joseph.
9. What kind of fruit was in the butler's dream?
10. What kind of animal's were in Pharaoh's dream?
11. What did Pharaoh put round Joseph's neck?
12. What was Joseph preparing Egypt for?
13. Which of Joseph's brothers had to stay in Egypt?
14. There was a silver In Benjamin's sack.

Moses leads the people out of Egypt

Exodus 1-15

About 350 years had passed. The Israelites were still living in Egypt but life had changed – they were no longer the accepted family of the celebrated Joseph. They were now slaves, working at building new cities – making bricks! To make it worse the current Pharaoh had decided to try to reduce the numbers of Israelites by killing the babies! The Israelites, quite understandably thought God had forgotten them – but God always keeps his promises – and he had promised his people a home in the land of Canaan. Meanwhile, a baby was born to one family from the tribe of Levi. His mother hid him but, in an effort to save him, when he got too big to hide she came up with a plan to get none other than Pharaoh's family to bring him up. When he grew up he tried to help his people but he did it in the wrong way and had to run away but God hadn't finished with him yet! Have you guessed who it is yet?

Watch the story here <https://www.youtube.com/watch?v=RdSQT7DS1II>

Or here <https://www.youtube.com/watch?v=rzcYLCYItuc>

Or here <https://www.youtube.com/watch?v=0uf-PgW7rqE>

3. Our eighth decoration for the Jesse Tree

Make a burning bush to remember that God heard the cry of his people and rescued them. Find lots of small twigs, with leaves on if possible. Tie them together with some thread and fix them into a base made of plasticine or blue-tack or maybe clay. You might want to colour the base so it looks like grass. Then make some red or yellow or orange flames out of plastic sweet papers and using the end of a pencil gently push them into the base so that they look like flames amongst the twigs.

4. Moses and Miriam praise and thank God

A lot happened between Moses meeting God in the bush and the Israelites crossing the Red Sea and escaping from Egypt and Pharaoh, and the first thing that Moses the Israelites did when they got to the other side of the water was to worship God with singing and dancing. Miriam, Moses' sister (you remember her from when he was a baby) and all the women played tambourines and danced.

Make a tambourine using metal bottle tops or buttons. Attach 2 or 3 together round the edge of a paper plate so that when you shake it it rattles. Attach ribbons or string so it looks good when you shake it.

Write a song of praise and thanks to God. You might want to thank him for the good things from 2020. Moses and Miriam had been through some bad stuff but they found the good stuff to praise God for.

If you can, make up music to sing your song to. If not use a tune you know.

Sing and dance and make music to God.



The next part of our Jesse Tree will be on Monday 7th December

Psalm 150


Praise the LORD. Praise God in his sanctuary; praise him in his mighty heavens.

Praise him for his acts of power; praise him for his surpassing greatness.

Praise him with the sounding of the trumpet, praise him with the harp and lyre, praise him with tambourine and dancing, praise him with the strings and pipe, praise him with the clash of cymbals, praise him with resounding cymbals.

Let everything that has breath praise the LORD.

Praise the LORD.



God gives the Ten Commandments

Exodus 19:1-20:21

God had rescued his people from Egypt! Hooray!

Now he had to show them what it meant to be his people. They had to realise that he loved them and that he knew the best way for them to live. They had to learn to live within his will.

Watch the story here <https://www.youtube.com/watch?v=ogfVBP35U-U&t=2s>

5. Our ninth decoration for the Jesse Tree

Either get some clay or plasticine or blue-tack and make 2 slabs or tablets. Colour them to make them look like stone. Use a pin to summarise the 10 commandments on the slabs, or if they are too small write the numbers 1-5 on one slab and 6-10 on the other. Make a hole in the top and put some ribbon through to hang them on your Jesse Tree.

If you haven't got any clay you can use polystyrene. **Ask for help** to use a very sharp knife to cut the shapes out. Be careful as the bits can get everywhere!



6. Learn the 10 commandments

Here's a song that may help you to learn them. It's a bit of a silly song but it's very catchy and gets into your head! If you want songs for each of the different commandments just let me know!



12 God's Top
10.mp3

7. Ask God to help you keep his commandments

It's hard to always do what God wants and to live in a way that pleases him.

Which of his commandments do you find hard to obey?

Have you broken any of his commandments and need to say sorry?

Say a prayer to Father God now, saying sorry for not keeping his commandments and ask him to help you to be more obedient in the future. Remember he loves you.

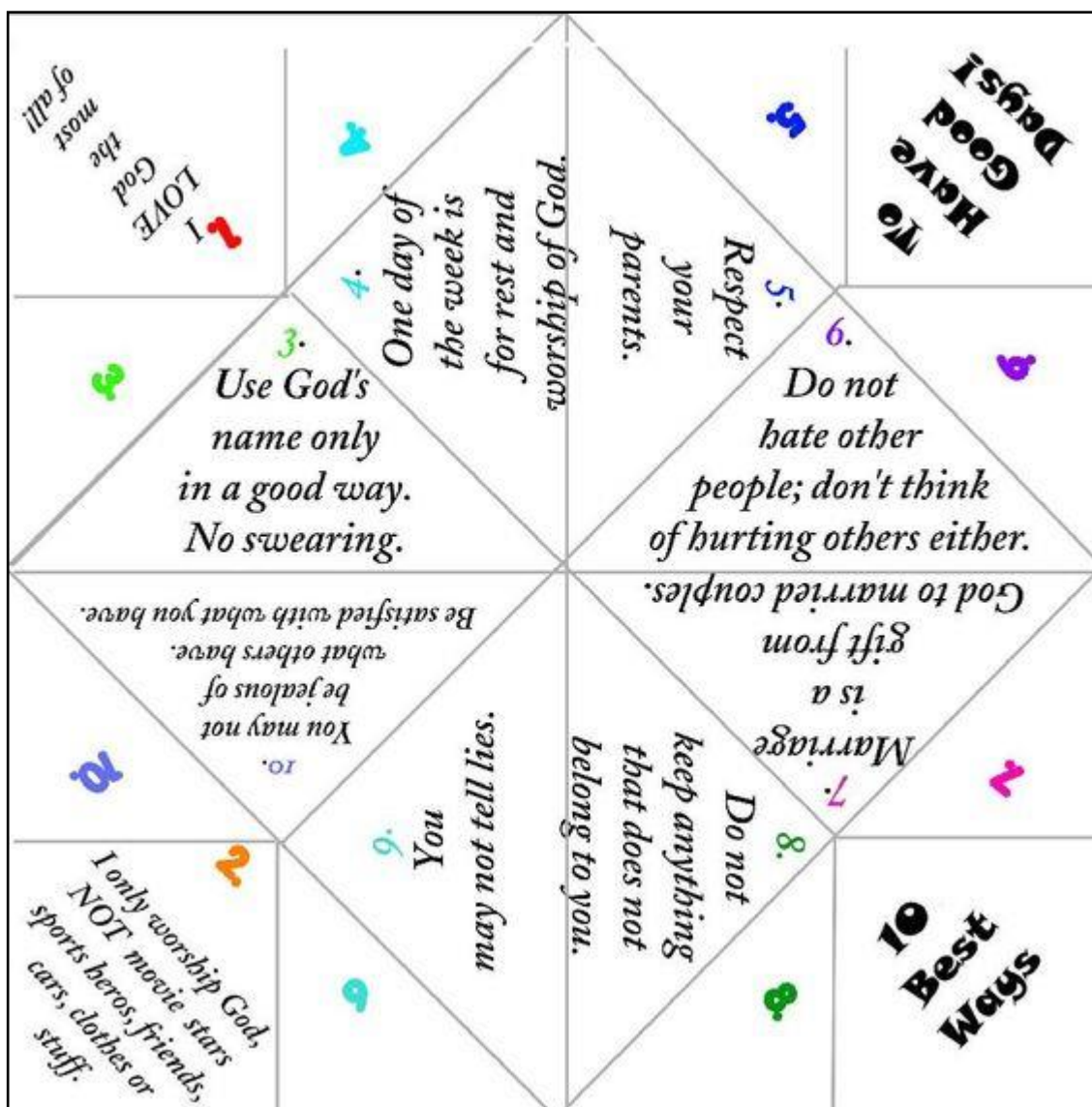
Sometimes it's easier to write things down.

Why not try writing a 'Sorry letter' to Father God, telling him what you're sorry for and asking for his help in the future.

8.

Have a go at making the origami snapdragon from the next page.

The next part of our Jesse Tree will be on Thursday 10th December



Cut out the template above.

Turn it writing side down.

Follow the instructions from the square in the middle.

Before you put your fingers in fold your small square in half and then in half again, following the lines shown on the instructions, this will help you to be able to move the snapdragon easier.

To play: Get another person to pick a colour

Then pick a number

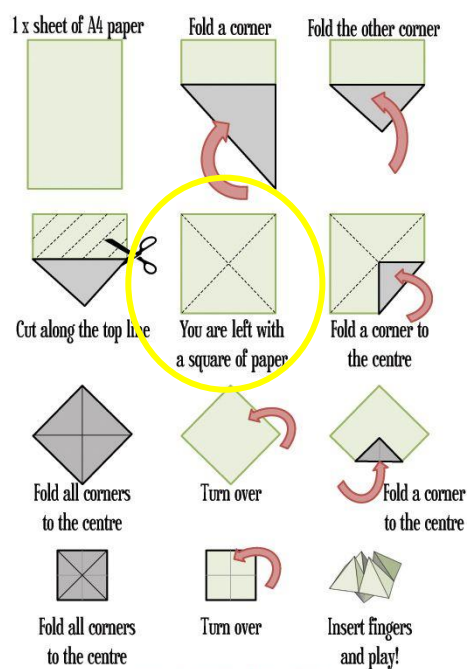
Then another number

Then lift up the flap and read the commandment

https://www.youtube.com/watch?v=q_Fxnp33fww

This shows you how if you've never done it before!

9 is turquoise and does not have a dot. 6. is purple and does.



Joshua and the fall of Jericho *Joshua 6:1-20*

Despite the fact that God had done a great and wonderful thing in rescuing them from Egypt, the Israelites moaned and groaned and did not do as God commanded them. As a result, he decided that none of the people who had come from Egypt could enter the promised land! 40 years later (!?), after Moses had died, God called Joshua to lead his people into the land. They had already experienced another miracle as God stopped the waters of the Jordan River so they could cross, now they had to trust God to give them the towns of the land.

Watch the story here <https://www.youtube.com/watch?v=6AllaJr1kds>

Or here <https://www.youtube.com/watch?v=rugGz1480uc>

9. Our tenth decoration for the Jesse Tree

God showed his power to Joshua and the Israelites because the walls of Jericho fell down when they shouted and the priests blew their horns. Our tenth decoration is a horn – or shofar as it was known in Joshua's day.

Decorate a piece of A4 paper. You might want to write some words on it, eg. "God keeps his promises" or the words of Joshua 1:9 *"Be strong and courageous. Do not be afraid; do not be discouraged, for the LORD your God will be with you wherever you go."*

Put it inside a plastic wallet and seal the top with clear sticky tape or laminate it if you have a laminator. Roll it into a cone shape, making sure it's quite narrow at one end. Secure it with sticky tape so it doesn't unravel

If you have any party blowers, get one and separate the plastic blower bit from the paper.

Stick the cone to the blower, making sure there are no air gaps. Tie some cord around the mouthpiece and secure it in the end of the horn.

Hang it on the Jesse Tree and apologise to your parents for the amount of noise you're making!



10. Do your sums and crack the code

Work out the number that represents each letter and crack the code on the other page.

11. Make a Jericho model

If you like making things and playing with models this activity is for you.

Make the walls of Jericho – these went all the way round the city. You can make these out of paper, or bricks or Lego, whatever you want. Then make the people. Draw them on card and then make them stand on pieces of plasticine so you can move them around and make them stand, or make the people out of plasticine, or use any toy models you have.

You will need: 7 priests with trumpets or horns, 4 priests carrying the ark of the covenant (see Exodus 25: 10-22) on poles, all the Israelites

Then act it out – once round the city, quietly every day for 6 days, and then 7 times round on the 7th day with all the horns blaring and then lastly a loud shout from all the people!



And the walls came tumbling down!



Decode the message to work out how the walls fell down!

(Sometimes the print isn't that clear – each sum is firstly multiply x and then plus + and then equals =)

A. $(3 \times 4) + 2 =$

C. $(6 \times 8) + 2 =$

D. $(4 \times 9) + 7 =$

E. $(9 \times 9) + 9 =$

G. $(7 \times 3) + 4 =$

H. $(5 \times 6) + 4 =$

I. $(8 \times 5) + 7 =$

K. $(6 \times 7) + 9 =$

L. $(2 \times 5) + 1 =$

M. $(3 \times 9) + 4 =$

N. $(8 \times 9) + 3 =$

O. $(4 \times 4) + 2 =$

P. $(7 \times 5) + 4 =$

R. $(9 \times 9) + 4 =$

S. $(2 \times 7) + 7 =$

T. $(8 \times 8) + 3 =$

U. $(9 \times 6) + 2 =$

V. $(4 \times 2) + 2 =$

W. $(7 \times 6) + 3 =$

Y. $(4 \times 6) + 5 =$

45 34 90 75 67 34 90 67 85 56 31 39 90 67 21 21 18 56 75 43 90 43

67 34 90 39 90 18 39 11 90 21 34 18 56 67 90 43 45 34 90 75 67 34 90

39 90 18 39 11 90 25 14 10 90 14 11 18 56 43 21 34 18 56 67

67 34 90 45 14 11 11 50 18 11 11 14 39 21 90 43 21 18 90 10 90 85 29

31 14 75 50 34 14 85 25 90 43 21 67 85 14 47 25 34 67 47 75 14 75 43

67 34 90 29 67 18 18 51 67 34 90 50 47 67 29

Ruth

Ruth 1-4 (the whole book!)

Once the people of Israel were settled in the promised land, they weren't always good about following God's ways. In the words of the Bible: *The Israelites did evil in the eyes of the Lord*. It was time for God to introduce another part of his special plan.

Watch the story here <https://www.youtube.com/watch?v=irThVpdeSXk>

12. Our eleventh decoration for the Jesse Tree

You may need to do a bit of searching to make this decoration. Look for some grass that has got some seed heads on it and tie it together in a bundle to make a sheaf of wheat. Tie in some cord to the bundle and hang it on the Jesse Tree.

If you can't find any grass with seeds on then find some grains of some kind, wheat, rice, barley, etc and put them in a bag and tie that onto the Jesse Tree. Make the bag out of nice material with some pretty ribbons and decoration to remind you of Ruth making herself beautiful to go and see Boaz. (Ruth 3:3)



13. Make some jewellery

Ruth was told by Naomi to look her best for when she went to see Boaz. She probably wore her favourite jewellery. Make some jewellery for yourself to wear, or to give to someone for Christmas.

You can use beads, wool, thread, material, feathers, buttons, paperclips, wire, wood, stones, old keys, grass, string, straws, etc
Use your imagination.

Post pictures of what you've made on the Energise or Church WhatsApp groups – as well as your Jesse Tree decorations.



Pins



Pegs



Straws



Buttons

The next part of our Jesse Tree will be on Saturday 12th December

David – a man after God's heart

Samuel 16: 1-3

Ruth and Boaz had a son called Obed, who had a son called Jesse (after which our tree is named!) and Jesse's youngest son was called David. He's the same person who defeated Goliath and went on to be king. He was by no means perfect and he did do lots of wrong things, but he had a heart for God. He wanted to follow God and he knew when to say sorry and seek forgiveness. He wanted to glorify God.

Watch the story of how God chose David here <https://www.youtube.com/watch?v=g9Obyj-BPWE>

As I said David had a long and active life so there are lots of videos online.

This is a full film <https://www.youtube.com/watch?v=QopPZfUKaOY>


Here's the list of all the Superbook videos:

https://www.youtube.com/playlist?list=PLKnf-ySY8Dodu1hnYk9pCghQO_ZLeyJGw

14. Our twelfth decoration for the Jesse Tree

We are going to make a Star of David as our symbol for David. No-one really knows why this is associated with David, but it's a nice easy shape to draw and make so we'll use it.

Trace the shape onto thick card or plastic and carefully cut out all the gaps. Colour it really brightly. Make sure it's waterproof and hang it on the Jesse Tree.



15. Write a song or choreograph a dance

David wrote many of the psalms in the Bible. The book of Psalms was the Jewish hymnbook. In the psalms David and the other writers expressed lots of different emotions and wrote about all different aspects of their lives.

Write a song telling God about your life and how you feel about it and about him now. Put it to a tune and sing it.

Once in the Bible, we are told how happy David was and how he showed that happiness in praise and thanks to God in a dance.

Make up a dance that praises God for something he has done or for who he is. Use a praise song you know or the one you have just written.

The next part of our Jesse Tree will be on Sunday 13th December